


# MP5 Range



## High Pressure Triplex Motorpumps

### MP5 Range

#### TECHNICAL FEATURES

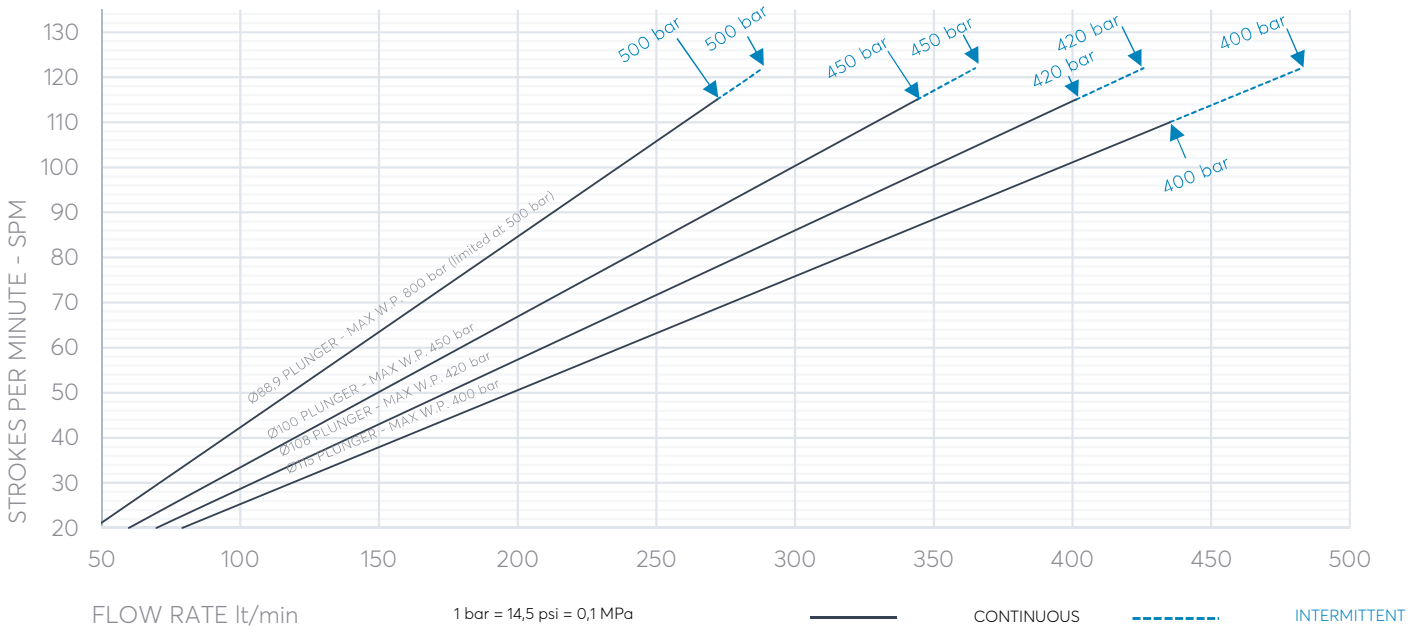
Destination Country		USA - EU	USA - EU	OTHER - EU
Power	hp	550	550	510
	kW	405	405	375
Power-end Type	S	✓	-	-
	STD	-	✓	✓
Chain Transmission	1" 1/2	✓   Diagram A	-	-
	1" 1/4	-	✓	✓   Diagram B
Max. Pressure	Bar   Mpa	800   80	800   80	800   80
	PSI	11600	11600	11600
Max. Delivery	l/min	480	410	410
	gpm	127	110	110
Plunger Ø	mm	88,9 - 100 - 108 - 115	88,9 - 100 - 108	88,9 - 100 - 108
	in	3,5" - 4" - 4" 1/4 - 4,5"	3,5" - 4" - 4" 1/4	3,5" - 4" - 4 1/4"
Max. SPM	n.	122	117	117
Stroke	mm	127	127	127
	in	5	5	5
Suction Ø	mm	88,9 - 100	88,9 - 100	88,9 - 100
	in	3" 1/2 - 4"	3" 1/2 - 4"	3 1/2" - 4"
Output Ø	mm	31,8 - 38	31,8 - 38	31,8 - 38
	in	1" 1/4 - 1" 1/2"	1" 1/4 - 1" 1/2"	1" 1/4 - 1" 1/2"
Overall Dimensions	m	2,46x6,06x2,59	2,46x6,06x2,59	2,46x6,06x2,59
	ft   in	8'x20'x8',6"	8'x20'x8',6"	8'x20'x8',6"
Weight	kg	13700	13500	13500
	lb	30200	29800	29800

✓ Available

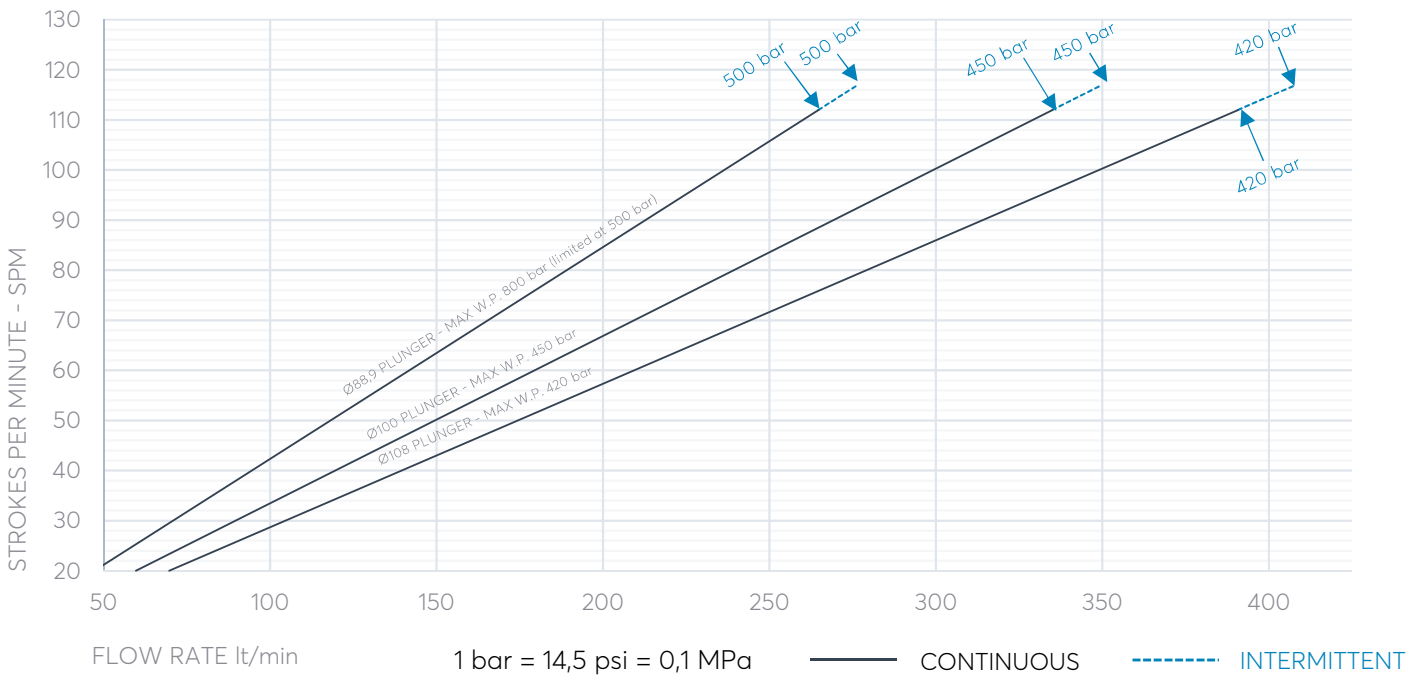
Other diesel engines on request

All technical data are purely indicative  
and subject to change without notice

## MP5 | Diagram A



## MP5 | Diagram B



# With you on the Job-Site

