


High Pressure Triplex Motorpumps

MP4 Range



MP4 Range TECHNICAL FEATURES

Destination Country			USA	EU	OTHER
Power	-	hp	380	340	320
	-	kW	280	250	235
Power-end Type	STD	-	✓	✓	✓
Transmission	Chain	-	✓ Diagram A	✓	✓ Diagram B
Max. Pressure	-	Bar Mpa	700 70	700 70	700 70
	-	PSI	10100	10100	10100
Max. Delivery	-	l/min	330	330	330
	-	gpm	86	86	86
Plunger Ø	-	mm	63 - 75 - 88,9 - 100	63 - 75 - 88,9 - 100	63 - 75 - 88,9 - 100
	-	in	2" 1/2 - 3" - 3" 1/2 - 4"	2" 1/2 - 3" - 3" 1/2 - 4"	2" 1/2 - 3" - 3" 1/2 - 4"
Max. SPM	Chain	n.	139	139	139
Stroke	-	mm	101,6	101,6	101,6
	-	in	4	4	4
Suction Ø	-	mm	76	76	76
	-	in	3	3	3
Output Ø	-	mm	31,8	31,8	31,8
	-	in	1" 1/4	1" 1/4	1" 1/4
Overall Dimensions	-	m	2,25x5,15x2,15	2,25x5,15x2,15	2,25x5,15x2,15
	-	ft in	7'38"x16'9"x7'	7'38"x16'9"x7'	7'38"x16'9"x7'
Weight	-	kg	9300	9100	9000
	-	lb	20500	20050	19850

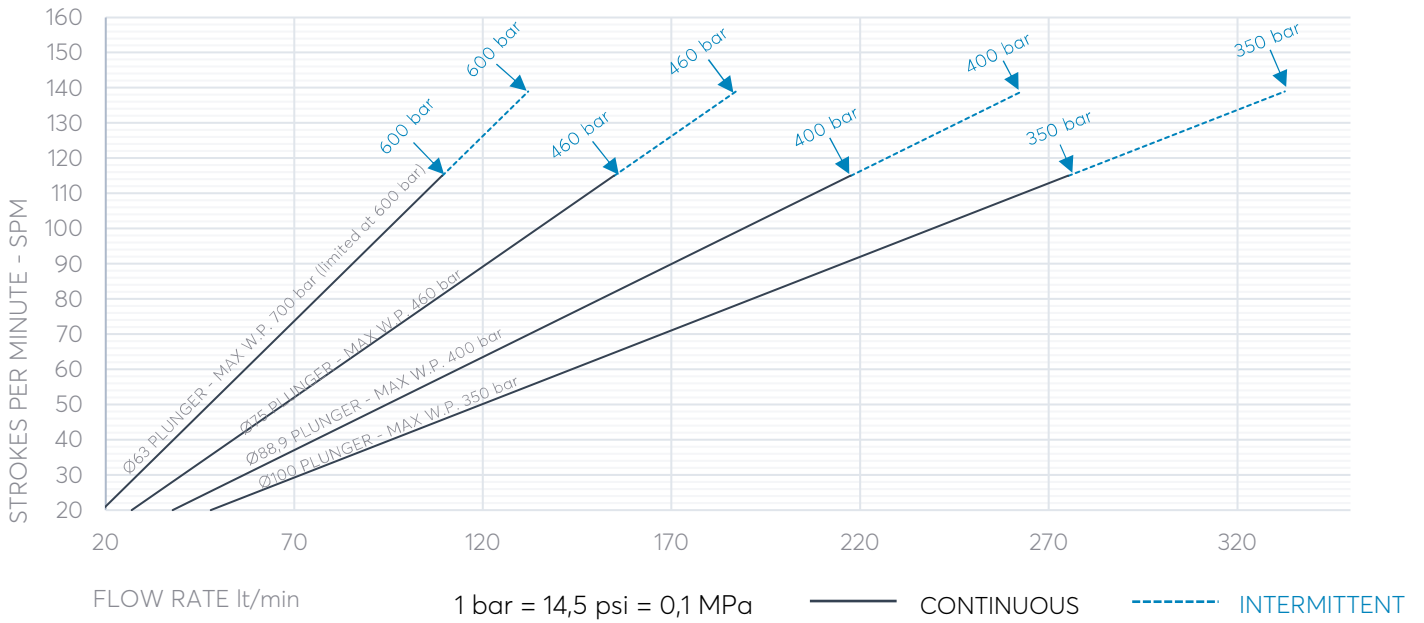
✓ Available

Other diesel engines on request

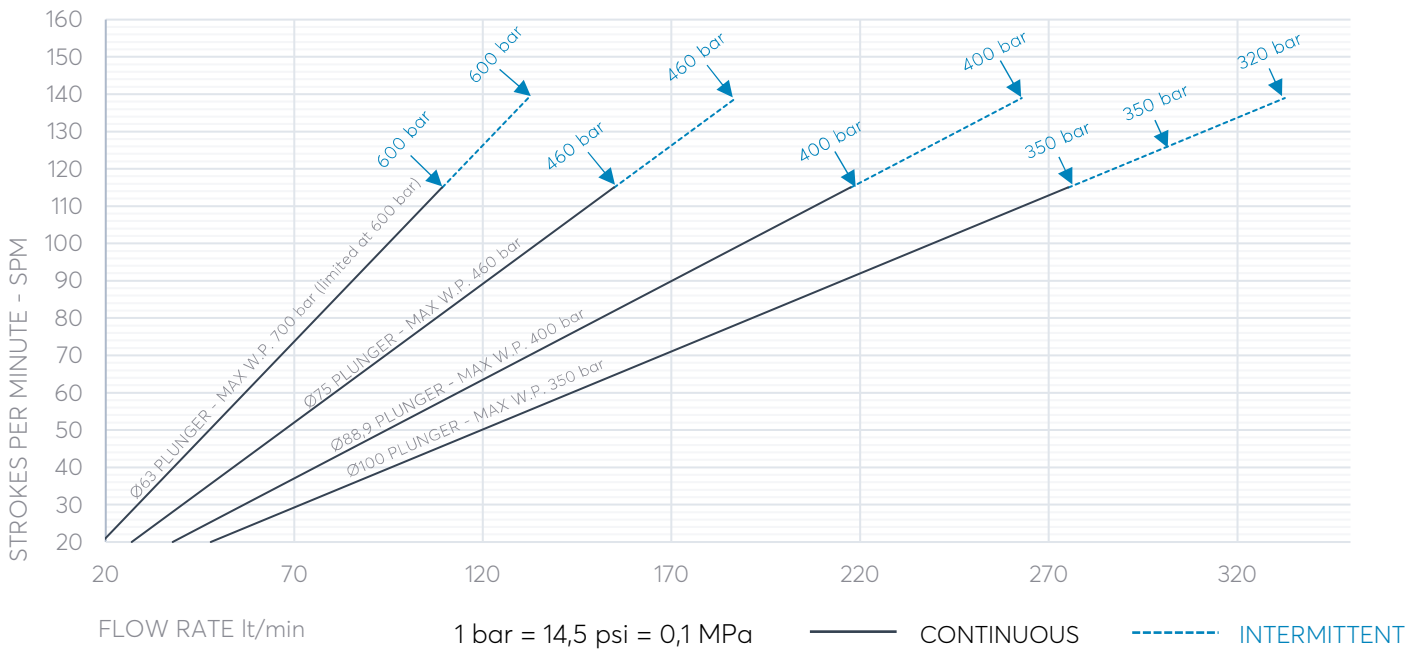
All technical data are purely indicative

and subject to change without notice

MP4 | Diagram A



MP4 | Diagram B



With you on the Job-Site

